



### District Report Card: 2017


<b>State:</b> Himachal Pradesh	<b>District:</b> Hamirpur (h.p.)
<b>Class:</b> 8	<b>Subject:</b> Science
<b>Schools:</b> 51	<b>Students:</b> 923


### Participation/Coverage


#### Students

<div>GENDER</div> <div></div>	Boys		Girls	
	Number	%	Number	%
	446	48.32	477	51.68

<div>AREA</div> <div></div>	Rural		Urban	
	Number	%	Number	%
	864	93.61	59	6.39

<div>CATEGORY</div> <div></div>	SC		ST		OBC		GEN	
	Number	%	Number	%	Number	%	Number	%
	350	37.92	22	2.38	196	21.24	355	38.46

<div>CWSN</div> <div></div>	LD	VI	HI	S&LD	ID	Oth
	1	2	1	1	9	1

<div>Management</div> <div></div>	Government		Government-aided	
	Number	%	Number	%
	923	100.00	0	0.00

### Average Performance of Students in Science (%)

Overall	Gender		Area		Management		Social Group			
	Male	Female	Rural	Urban	Govt.	Aided	SC	ST	OBC	GEN
39.08	40.79	37.48	39.02	40.00	39.08	0.00	38.86	36.97	39.01	39.47

## Performance on Learning Outcomes (LOs)

Learning Outcomes	Description	Average Performance(%)
SCI703	Classifies materials and organisms based on properties/characteristics	31.59
SCI704	Conducts simple investigation to seek answers to queries	30.53
SCI705	Relates processes and phenomenon with causes	35.49
SCI708	Measures and calculates e.g., temperature; pulse rate; speed of moving objects; time period of a simple pendulum, etc.	35.54
SCI710	Plots and interprets graphs	37.22
SCI711	Constructs models using materials from surroundings and explains their working	26.21
SCI801	Differentiates materials, organism and processes	60.02
SCI804	Relates processes and phenomenon with causes	49.12
SCI805	Explains processes and phenomenon	31.97
SCI807	Measures angles of incidence and reflection, etc.	31.64
SCI811	Applies learning of scientific concepts in day-to-day life	38.24
SCI813	Makes efforts to protect environment	53.20

Range of Performance of Students who Answered Correctly							
Below 30%		30% - 50%		50% - 75%		Above 75%	
Number	%	Number	%	Number	%	Number	%
316	34.24	373	40.41	187	20.26	47	5.09

### Lowest Performing Learning Outcomes (LOs)

- 1 - Constructs models using materials from surroundings and explains their working (26.21)
- 2 - Conducts simple investigation to seek answers to queries (30.53)
- 3 - Classifies materials and organisms based on properties/characteristics (31.59)
- 4 - Measures angles of incidence and reflection, etc. (31.64)
- 5 - Explains processes and phenomenon (31.97)